


15



Physical Science

NATIONAL GEOGRAPHIC

gsience.com

CHAPTER RESOURCES

END

Table of Contents

15 **Unit 4: The Nature of Matter**

Chapter 15: Classification of Matter

15.1: Composition of Matter

15.2: Properties of Matter

CHAPTER RESOURCES

END

Composition of Matter

15.1 **Pure Substances**

- Materials are made of a pure substance or a mixture of substances.
- A pure **substance**, or simply a substance, is a type of matter with a fixed composition.
- A substance can be either an element or a compound.


CHAPTER RESOURCES

END

Composition of Matter

15.1 **Elements**

- All substances are built from atoms. If all the atoms in a substance have the same identity, that substance is an **element**.
- The graphite in your pencil point and the copper coating of most pennies are examples of elements.



CHAPTER RESOURCES

END

Composition of Matter

15.1 **Elements**

- About 90 elements are found on Earth.
- More than 20 others have been made in laboratories, but most of these are unstable and exist only for short periods of time.

CHAPTER RESOURCES

END

Composition of Matter

15.1 **Compounds**

- Can you imagine yourself putting something made from a silvery metal and a greenish-yellow, poisonous gas on your food?

CHAPTER RESOURCES

END

Composition of Matter

15.1 **Compounds**

- Table salt is a chemical compound that fits this description. Even though it looks like white crystals and adds flavor to food, its components—sodium and chlorine—are neither white nor salty.




CHAPTER RESOURCES

END

Composition of Matter

15.1 **Mixtures**

- A mixture, such as the pizza or soft drink shown, is a material made up of two or more substances that can be easily separated by physical means.



CHAPTER RESOURCES

END

Composition of Matter

15.1 **Heterogeneous Mixtures**

- Unlike compounds, mixtures do not always contain the same proportions of the substances that make them up.
- A mixture in which different materials can be distinguished easily is called a **heterogeneous mixture**. (he tuh ruh JEE nee us)


CHAPTER RESOURCES

END

Composition of Matter

15.1 **Heterogeneous Mixtures**

- Most of the substances you come in contact with every day are heterogeneous mixtures. Some components are easy to see, like the ingredients in pizza, but others are not.
- For example, the cheese in pizza is also a mixture, but you cannot see the individual components.



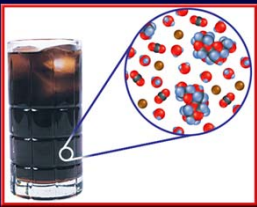
CHAPTER RESOURCES

END

Composition of Matter

15.1 **Homogeneous Mixtures**

- Soft drinks contain water, sugar, flavoring, coloring, and carbon dioxide gas.
- Soft drinks in sealed bottles are examples of homogeneous mixtures.



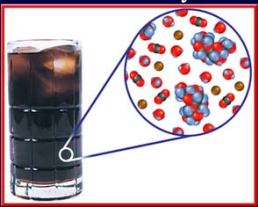
CHAPTER RESOURCES

END

Composition of Matter

15.1 **Homogeneous Mixtures**

- A **homogeneous mixture** contains two or more gaseous, liquid, or solid substances blended evenly throughout.



CHAPTER RESOURCES

END

Composition of Matter

15.1 **Homogeneous Mixtures**

- Another name for homogeneous mixtures like a cold soft drink is solution.
- A **solution** is a homogeneous mixture of particles so small that they cannot be seen with a microscope and will never settle to the bottom of their container. 🗣️

CHAPTER RESOURCES

END

Composition of Matter

15.1 **Homogeneous Mixtures**

- Solutions remain constantly and uniformly mixed.

```

graph TD
    Matter["Matter  
Has mass and takes up space"] --- Substance["Substance  
Composition definite"]
    Matter --- Mixture["Mixture  
Composition variable"]
    Substance --- Element["Element  
One kind of atom"]
    Substance --- Compound["Compound  
Two or more kinds of atoms"]
    Mixture --- Heterogeneous["Heterogeneous  
Unevenly mixed"]
    Mixture --- Homogeneous["Homogeneous  
Evenly mixed;  
a solution"]
  
```

CHAPTER RESOURCES

END

Composition of Matter

15.1 **Colloids**

- Milk is an example of a specific kind of mixture called a colloid.
- A **colloid** (KAH loyd) is a type of mixture with particles that are larger than those in solutions but not heavy enough to settle out. 🗣️

CHAPTER RESOURCES

END

Composition of Matter

15.1 **Detecting Colloids**

- One way to distinguish a colloid from a solution is by its appearance.
- Fog appears white because its particles are large enough to scatter light.
- Sometimes it is not so obvious that a liquid is a colloid.
- You can tell for certain if a liquid is a colloid by passing a beam of light through it.

CHAPTER RESOURCES

END

Composition of Matter

15.1 **Detecting Colloids**

- A light beam is invisible as it passes through a solution, but can be seen readily as it passes through a colloid. This occurs because the particles in the colloid are large enough to scatter light, but those in the solution are not.
- This scattering of light by colloidal particles is called the **Tyndall effect**. 🗣️

CHAPTER RESOURCES

END

Composition of Matter

15.1 **Suspensions**

- Some mixtures are neither solutions nor colloids. One example is muddy pond water.
- Pond water is a **suspension**, which is a heterogeneous mixture containing a liquid in which visible particles settle. 🗣️

CHAPTER RESOURCES

END

15.1 **Composition of Matter**

Suspensions

- The table summarizes the properties of different types of mixtures.

Comparing Solutions, Colloids, and Suspensions			
Description	Solutions	Colloids	Suspensions
Settle upon standing?	no	no	yes
Separate using filter paper?	no	no	yes
Particle size	0.1–1 nm	1–100 nm	>100 nm
Scatter light?	no	yes	yes

CHAPTER RESOURCES

15.1 **Section Check**

Question 1

A _____ is a type of matter with a fixed composition.

A. colloid
B. mixture
C. substance
D. solution

CHAPTER RESOURCES

15.1 **Section Check**

Answer

The answer is C. A substance can be either an element or a compound.

CHAPTER RESOURCES

15.1 **Section Check**

Question 2

How many elements are found on Earth?

A. 5
B. 10
C. 30
D. 90

CHAPTER RESOURCES

15.1 **Section Check**

Answer

The answer is D. About 90 elements are found on Earth, and more than 20 have been made in laboratories.

CHAPTER RESOURCES

15.1 **Section Check**

Question 3

How are compounds different from mixtures?

CHAPTER RESOURCES

Section Check

15.1

Answer

The atoms in compounds are combined in fixed proportions and cannot be separated by physical means. A mixture is made of two or more substances that can be easily separated by physical means.

CHAPTER RESOURCES

END

Properties of Matter

15.2

Physical Properties

- Any characteristic of a material that you can observe without changing the identity of the substances that make up the material is a **physical property**.
- Examples of physical properties are color, shape, size, density, melting point, and boiling point.

CHAPTER RESOURCES


END

Properties of Matter

15.2

Appearance

- How would you describe a tennis ball? You could begin by describing its shape, color, and state of matter.
- You can measure some physical properties, too. For instance, you could measure the diameter of the ball.



CHAPTER RESOURCES


END

Properties of Matter

15.2

Behavior

- Some physical properties describe the behavior of a material or a substance.
- Attraction to a magnet is a physical property of the substance iron.
- Every substance has a specific combination of physical properties that make it useful for certain tasks.



CHAPTER RESOURCES

END

Properties of Matter

15.2

Using Physical Properties to Separate

- The best way to separate substances depends on their physical properties.
- Size is one physical property often used to separate substances.

CHAPTER RESOURCES


END

Properties of Matter

15.2

Using Physical Properties to Separate

- Look at the mixture of iron filings and sand shown.
- You probably won't be able to sift out the iron filings because they are similar in size to the sand particles. What you can do is pass a magnet through the mixture.




CHAPTER RESOURCES

END

Properties of Matter

15.2 **Using Physical Properties to Separate**

- The magnet attracts only the iron filings and pulls them from the sand. This is an example of how a physical property, such as magnetic attraction, can be used to separate substances in a mixture.



CHAPTER RESOURCES

END

Properties of Matter

15.2 **Physical Change**

The Identity Remains the Same

- A change in size, shape, or state of matter is called a **physical change**.
- These changes might involve energy changes, but the kind of substance—the identity of the element or compound—does not change.

CHAPTER RESOURCES

END

Properties of Matter

15.2 **The Identity Remains the Same**

- Iron is a substance that can change states if it absorbs or releases enough energy—at high temperatures, it melts.
- Color changes can accompany a physical change, too.




CHAPTER RESOURCES

END

Properties of Matter

15.2 **The Identity Remains the Same**

- For example, when iron is heated it first glows red. Then, if it is heated to a higher temperature, it turns white.



CHAPTER RESOURCES

END

Properties of Matter

15.2 **Using Physical Change to Separate**

- Many such areas that lie close to the sea obtain drinking water by using physical properties of water to separate it from the salt.
- One of these methods, which uses the property of boiling point, is a type of distillation.

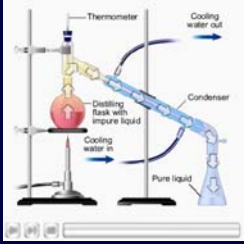
CHAPTER RESOURCES

END

Properties of Matter

15.2 **Distillation**

- The process for separating substances in a mixture by evaporating a liquid and recondensing its vapor is **distillation**.
- It usually is done in the laboratory using an apparatus similar to that shown.



MAC OS X users click here to view.

CHAPTER RESOURCES

END

Properties of Matter

15.2 **Distillation**

- Two liquids having different boiling points can be separated in a similar way.
- The mixture is heated slowly until it begins to boil.
- Vapors of the liquid with the lowest boiling point form first and are condensed and collected. Then, the temperature is increased until the second liquid boils, condenses, and is collected.

CHAPTER RESOURCES

END

Properties of Matter

15.2 **Chemical Properties and Changes**

- The tendency of a substance to burn, or its flammability, is an example of a chemical property because burning produces new substances during a chemical change.
- A **chemical property** is a characteristic of a substance that indicates whether it can undergo a certain chemical change.

CHAPTER RESOURCES

END

Properties of Matter

15.2 **Detecting Chemical Change**

- If you leave a pan of chili cooking unattended on the stove for too long, your nose soon tells you that something is wrong.
- This burnt odor is a clue telling you that a new substance has formed.


CHAPTER RESOURCES

END

Properties of Matter

15.2 **The Identity Changes**

- A change of one substance to another is a **chemical change**.
- The foaming of an antacid tablet in a glass of water and the smell in the air after a thunderstorm are other signs of new substances being produced.



Click image to view movie

CHAPTER RESOURCES

END

Properties of Matter

15.2 **The Identity Changes**

- Clues such as heat, cooling, or the formation of bubbles or solids in a liquid are helpful indicators that a reaction is taking place.
- However, the only sure proof is that a new substance is produced.
- The only clue that iron has changed into a new substance is the presence of rust.
- Burning and rusting are chemical changes because new substances form.

CHAPTER RESOURCES

END

Properties of Matter

15.2 **Using Chemical Change to Separate**

- One case where you might separate substances using a chemical change is in cleaning tarnished silver.
- Tarnish is a chemical reaction between silver metal and sulfur compounds in the air which results in silver sulfide.
- It can be changed back into silver using a chemical reaction.

CHAPTER RESOURCES

END

Properties of Matter

15.2 **Using Chemical Change to Separate**

- You don't usually separate substances using chemical changes in the home.
- In industry and chemical laboratories, however, this kind of separation is common. For example, many metals are separated from their ores and then purified using chemical changes.

CHAPTER RESOURCES

END

Properties of Matter

15.2 **Weathering—Chemical or Physical Change?**

- The forces of nature continuously shape Earth's surface. Rocks split, deep canyons are carved out, sand dunes shift, and curious limestone formations decorate caves.
- Do you think these changes, often referred to as weathering, are physical or chemical? The answer is both.

CHAPTER RESOURCES

END

Properties of Matter

15.2 **Physical**

- Large rocks can split when water seeps into small cracks, freezes, and expands.
- However, the smaller pieces of newly exposed rock still have the same properties as the original sample.
- This is a physical change.

CHAPTER RESOURCES

END

Properties of Matter

15.2 **Chemical**

- Solid calcium carbonate, a compound found in limestone, does not dissolve easily in water.
- However, when the water is even slightly acidic, as it is when it contains some dissolved carbon dioxide, calcium carbonate reacts.
- It changes into a new substance, calcium hydrogen carbonate, which does dissolve in water.


CHAPTER RESOURCES

END

Properties of Matter

15.2 **Chemical**

- A similar chemical change produces caves and the icicle shaped rock formations that often are found in them.




CHAPTER RESOURCES

END

Properties of Matter

15.2 **The Conservation of Mass**

- Suppose you burn a large log until nothing is left but a small pile of ashes.
- At first, you might think that matter was lost during this change because the pile of ashes looks much smaller than the log did.




CHAPTER RESOURCES

END

Properties of Matter

15.2 **The Conservation of Mass**

- In fact, the mass of the ashes is less than that of the log.



CHAPTER RESOURCES

END

Properties of Matter

15.2 **The Conservation of Mass**


- However, suppose that you could collect all the oxygen in the air that was combined with the log during the burning and all the smoke and gases that escaped from the burning log and measure their masses, too.
- Then you would find that no mass was lost after all.

CHAPTER RESOURCES

END

Properties of Matter

15.2 **The Conservation of Mass**

- Not only is no mass lost during burning, mass is not gained or lost during any chemical change.
- According to the **law of conservation of mass**, the mass of all substances that are present before a chemical change equals the mass of all the substances that remain after the change. 

CHAPTER RESOURCES

END

Section Check

15.2

Question 1

Which of the following is a chemical property?

- boiling point
- density
- flammability
- melting point

CHAPTER RESOURCES

END

Section Check

15.2

Answer

The answer is C. Flammability indicates whether a substance will undergo the chemical change of burning.

CHAPTER RESOURCES

END

Section Check

15.2

Question 2

A characteristic of a material that can be observed without changing the identity of the substances that make up the material is a _____.

CHAPTER RESOURCES

END

Section Check

15.2

Answer

The answer is physical property. Examples of physical properties include color, shape, and density.

CHAPTER RESOURCES

END

Section Check

15.2

Question 3

What is the law of conservation of mass?

CHAPTER RESOURCES

END

Section Check

15.2

Answer




According to the law of conservation of mass, the mass of all substances that are present before a chemical change equals the mass of all substances that remain after the change.

CHAPTER RESOURCES

END

15

To advance to the next item or next page click on any of the following keys: mouse, space bar, enter, down or forward arrow.

-  Click on this icon to return to the table of contents
-  Click on this icon to return to the previous slide
-  Click on this icon to move to the next slide
- CHAPTER RESOURCES** Click on this icon to open the resources file.
- END** Click on this icon to go to the end of the presentation.

CHAPTER RESOURCES

END

End of Chapter Summary File

CHAPTER RESOURCES

END